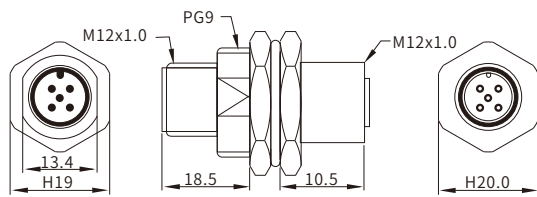










M12 Adapter



M12 A-coding Male-Female Panel Mount



Specifications

Contacts	4	5	8	12
Pin layout(Male)				
Pin layout(Female)				
Standard	IEC 61076-2-101			
Ambient temperature	-25°C ~ +90°C			
Connector insert	PA+GF / TPU			
Connector contacts	Brass with gold plated			
Coupling nut/screw	Brass with nickel plated			
Seal/O-ring	Epoxy resin / FKM			
Insulation resistance	≥100MΩ			
Contact resistance	≤5mΩ			
Shielding	Available			
IP rating	IP67, IP68 in locked condition			
Mating endurance	>500 cycles			
Rated current	4 A		2 A	1.5 A
Rated voltage	250V AC/DC	60V AC/DC	30V AC/DC	
Panel cut-out	Refer to page 384			

Part Number

Pins	Male&Female
4	MT-009
5	MT-010
8	MT-074
12	MT-075